

TUĞRA

TGR 2532 (6x2) BL
ROAD TRUCK, SLEEPER CAB



BMC

TURQUALITY®

CABIN

TYPE

Sleeper Cab

BUNK

1

CAB SUSPENSION

Air

ENGINE

BRAND / MODEL

Cummins ISB6.7 (Euro 6)

TYPE

Turbo Intercooler Diesel

NUMBER OF CYLINDERS

6

DISPLACEMENT

6.7 L

MAXIMUM POWER

320 PS (239 kW) @2300 rpm

MAXIMUM TORQUE

1200 Nm @ 1100 rpm

DIAMETER & STROKE

107 mm / 124 mm

TANKS

FUEL TANK CAPACITY

500 L

ADBLUE TANK CAPACITY

74 L

GEAR BOX

BRAND / MODEL

ZF 9 S (Manual)

NUMBER OF GEARS

9 Forward, 1 Reverse

GEAR RATIO

12.73:1 ; 1.00:1 (Reverse 12.04:1)

CLUTCH

430 mm (17"), Single Disc

AXLES

FRONT AXLE

LOAD CAPACITY

7500 kg

REAR AXLE

Diff. Number of Speeds

Single Speed

Gear Ratio

4.33:1

LOAD CAPACITY

13000 kg

TAG AXLE

LOAD CAPACITY

9000 kg

SUSPENSION

FRONT AXLE

Semi-elliptical Springs, Telescopic Shock Absorbers

REAR AXLE

Compensating Mechanism Semi-elliptical Springs, Telescopic Shock Absorber

ANTI-ROLL BAR

Rear (2nd) and Front (1st) Axles

TYRES

SIZE / NUMBER

315 / 80 R 22.5, 10+1 [S]

315 / 70 R 22.5, 10+1 [O]

315 / 60 R 22.5, 10+1 [O]

RIMS

SIZE

9 x 22.5

PERFORMANCE

TOP SPEED (LIMITED) (km/h)

90

TURNING RADIUS (m)

9,3

ELECTRICAL SYSTEM

VOLTAGE

24 V

BATTERIES

2 x 12 V / 180 Ah

ALTERNATOR

120 A

STARTER MOTOR

24 V

STEERING SYSTEM

TYPE

Hydraulic

BRAKE SYSTEM

BRAKE SYSTEM TYPE

Air Operated Dual Circuit Type Disc Brakes, EBS, ESC, AEBS, LDWS

RETARDER TYPE

Electromagnetic (475 kW) [O]

ENGINE BRAKE

Engine Brake

CHASSIS

CHASSIS PROFILE

"C" Section Steel, 8mm

STANDARD ACCESSORIES

Manually Operated Digital Air Conditioner (6 kW)

Radio / MP3 / Bluetooth

2 USB + Cigarette Lighter (Driver Side)

2 USB + 12V (Passenger Side), 1 USB (Multimedia)

2 USB (Sleeper Area)

4 Points Independent Air Cab Suspension

Cruise Control

Electrically Operated and Heated Side Mirrors

Adjustable Steering Column

Electrically Operated Sunroof

Electronic Brake System (EBS)

Electronic Stability Control (ESC)

Lane Departure Warning System (LDWS)

Immobilizer

Single Key with Remote Control and Central Locking

Differential Lock

Digital Tachograph

Electrically Operated Windows

Air Suspended Driver Seat

Adjustable Driver Seat Armrest

Seat Headrest

Seatbelt Sensor (Driver)

Driver and Passenger Sun Visor

Active Emergency Brake System (AEBS)

Spare Wheel

Front Fog Lamps

Electrically Operated Headlight Leveling

Lamp Under Hood

Lamp Under Cab

Tyre Inflation Valve

Dry Type Cab Heater (2 kW)

Pad Wear Indicator

Hill-holder Assist

Tag Axle Lifting System

OPTIONAL ACCESSORIES

7" Multimedia Display

ADR Package

Retarder

Refrigerator (55lt)

Driver Seat with Air Operated Back Support

Heated Driver Seat

Adjustable Passenger Seat Armrest

Fleet Management System Socket and Module

Roof Spoiler

Tire Pressure Monitoring System

Electric Cab Lift



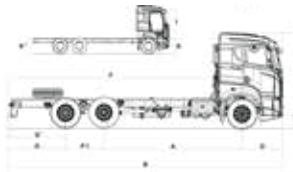
Aluminum Rim

Transmission PTO

Front Dust Protection

315/60 Tyre Option

315/70 Tyre Option



DIMENSIONS (mm)

A: Wheelbase	4860	H: Front Track	2083
B: Overall Length	9700	J: Rear Track	1838
C: Overall Width (Excluding Mirrors)	2545	S: First Step Height	522
D: Overall Height	3393 (3908 SP)	R: Inner Width	2155
F: Useful Chassis Length	7110	K: Chassis Height	1114
I: Inner Height	1770	PI: 2. and 3. Axle Distance	1350
	(Tunnel Height: 190)		
O: Front Overhang	1440		
G: Rear Overhang	1915		

WEIGHTS (kg)

	TECHNICAL	LEGAL	KERB WEIGHTS (kg)
MAXIMUM WEIGHT LOADED FRONT AXLE	7500	7500	1. AXLE 4360
MAXIMUM WEIGHT LOADED REAR AXLE	13000+9000	10500+7500	2. AXLE 2140
GROSS VEHICLE WEIGHT	25000	25000	3. AXLE 1180
			TOTAL 7680*

*For kerb weight calculation, minimum equipment, no driver, 20 liters of fuel, 5 liters of urea included. Kerb weight may change depends on optional equipments.

Y247 Z.256 (Loaded)

[O] Options [S] Standard

BMC reserves the right to change the technical specifications of the products without prior notice (April 2024)

BMC OTOMOTİV SANAYİ VE TİCARET A.Ş.



Kemalpaşa Caddesi No:288 Pınarbaşı 35060 Bornova / İZMİR TÜRKİYE



444 9 262



www.bmc.com.tr